

# AT A GLANCE: ACADEMIC YEAR 2018-2019

## DECEMBER 2018

The Center for Faculty Development (CFD) was established to facilitate career development of ALL MGH faculty. This umbrella organization addresses all aspects of faculty development, as well as specializing on the clinical faculty through the Office for Clinical Careers (OCC), the research community through the Office for Research Career Development (ORCD), Graduate Student Division (GSD) and Post Doctoral Division (PDD) and the women faculty through the Office for Women's Careers (OWC).

### PROGRAMS AND INITIATIVES

#### December 2018: Programs by Office

		Attendance
<b>CFD</b>	Speaking Up: How to Represent Yourself and Get Your Ideas Heard*	30
<b>GSD</b>	Importance of Mentoring while in Grad. School	7
<b>ORCD</b>	English as a Second Language (ESL) for Research	92
	Intro. to the NIAI, Advice from NIAI Alumni	19
<b>OWC</b>	Managing Parenthood and Your Career: Transitioning to Parenthood	36
<b>PDD</b>	Research Fellow Orientation	13
<b>PDD/</b>	Green Card Info Session	91
<b>MGPA</b>	MGPA Networking Hour	20
<b>Grand Total</b>		<b>308</b>

\*CME program

#### Dec 2018 Initiatives

- ESL 2019 Spring Preparation
- CFD Travel Awards
- Potts Faculty Mentoring Award Selection
- Website rebuild

#### YTD: CV Assistance

In Queue:	6
In Process:	10
Complete:	16

#### # Programs

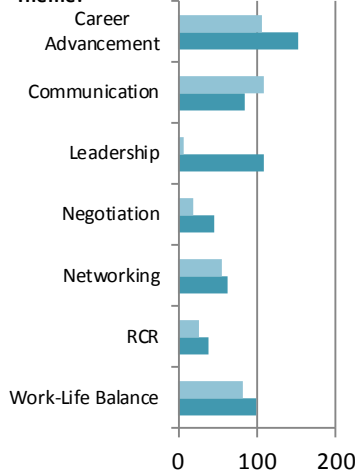
Dec	YTD
8	30

#### YTD: Program Attendance

Total	Men	Women	N/A
1,056	402	589	65

- Sum of Men Attended
- Sum of Women Attended

#### Theme:



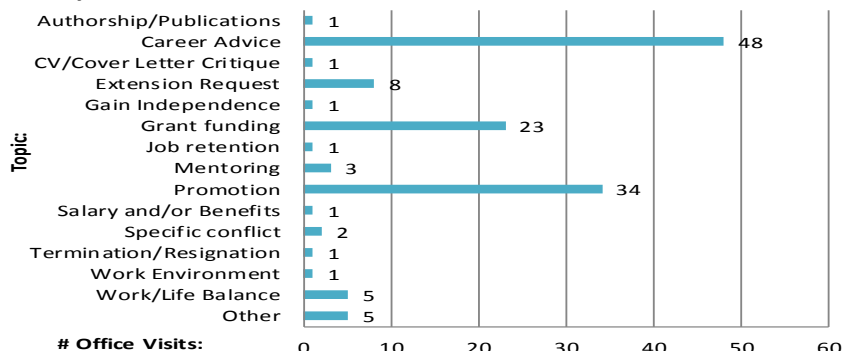
#### Program Evaluation Summary\*

Question	Dec			YTD		
	Yes	No	N/A	Yes	No	N/A
Did program meet your expectations?	94%	5%	1%	96%	3%	1%
Think program will have impact on your professional life?	92%	5%	3%	93%	5%	2%
Did you ever attend one of our programs before?	64%	35%	1%	65%	34%	1%

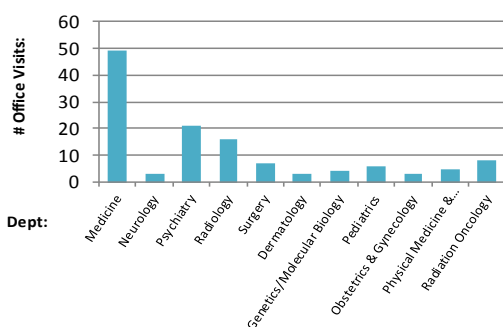
\*Does not include MGPA programs or networking social events

### OFFICE VISITS

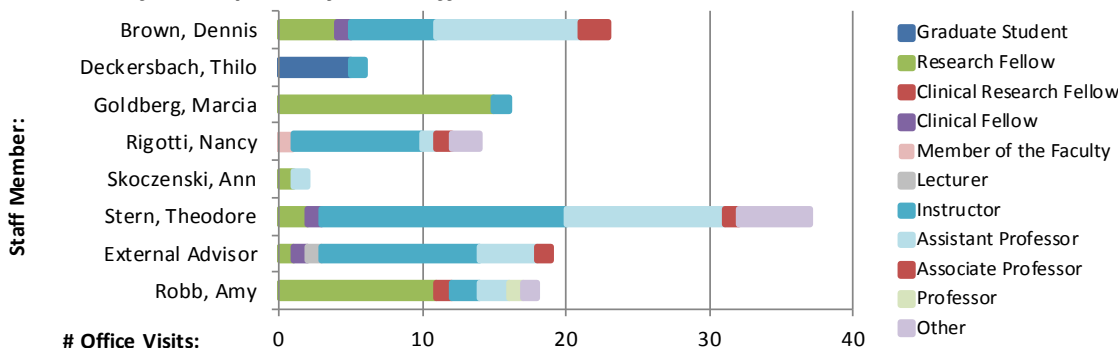
#### YTD: Topics Addressed



#### YTD: Top Ten Departments



#### YTD: Rank of Participants by CFD Staff Member



#### Total # Office Visits

Dec	YTD
30	135

#### Total # Individuals

Dec	YTD
29	124