

# AT A GLANCE: ACADEMIC YEAR 2018-2019

## SEPTEMBER 2018

The Center for Faculty Development (CFD) was established to facilitate career development of ALL MGH faculty. This umbrella organization addresses all aspects of faculty development, as well as specializing on the clinical faculty through the Office for Clinical Careers (OCC), the research community through the Office for Research Career Development (ORCD), Graduate Student Division (GSD) and Post Doctoral Division (PDD) and the women faculty through the Office for Women's Careers (OWC).

### PROGRAMS AND INITIATIVES

#### September 2018: Programs by Office

		Attendance
<b>GSD</b>	Fall Kickoff Graduate Student Social	23
<b>OCC</b>	Drafting Your Chief's Letter*	19
<b>ORCD</b>	Teaching Careers for Scientists 101	33
<b>OWC</b>	Clafin Distinguished Scholar Awards Panel	23
	WIM: "An Interwoven Journey: Women's Health and Advancement of Women Faculty"*	50
<b>PDD</b>	New Research Fellow Orientation	19
	Postdoc Appreciation Ice Cream Social	56
<b>PDD / MGPA</b>	Making the Most of Your Postdoc	16
	MGPA Bike Ride & Ice Cream: Minuteman Bikeway Trail	10
<b>Grand Total</b>		<b>249</b>

\*CME program

#### Sep 2018 Initiatives

- ESL Fall 2018
- Gender Parity Initiatives
- Women in Medicine Month

#### YTD: CV Assistance

In Queue:	4
In Process:	9
Complete:	2

#### # Programs

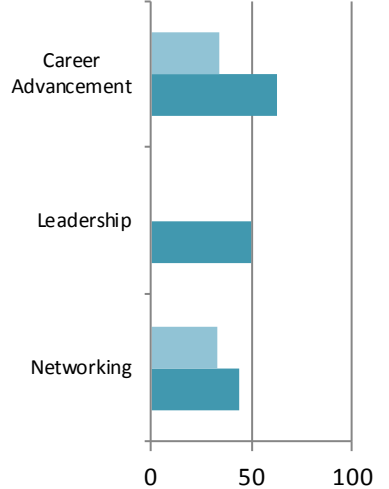
Sep	YTD
9	9

#### YTD: Program Attendance

Total	Men	Women	N/A
249	67	157	25

- Sum of Men Attended
- Sum of Women Attended

#### Theme:



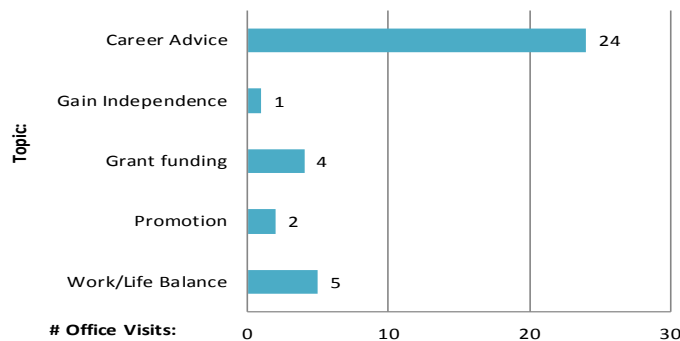
#### Program Evaluation Summary\*

Question	Sep			YTD		
	Yes	No	N/A	Yes	No	N/A
Did program meet your expectations?	94%	3%	3%	94%	3%	3%
Think program will have impact on your professional life?	88%	9%	4%	88%	9%	4%
Did you ever attend one of our programs before?	67%	30%	2%	67%	30%	2%

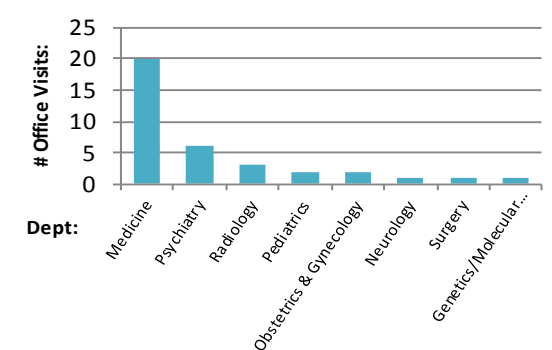
\*Does not include MGPA programs or networking social events

### OFFICE VISITS

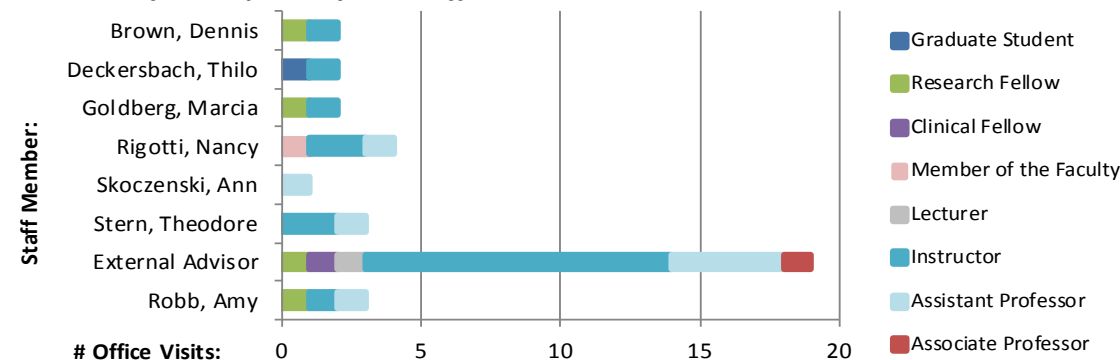
#### YTD: Topics Addressed



#### YTD: Top Ten Departments



#### YTD: Rank of Participants by CFD Staff Member



#### Total # Office Visits

Sep	YTD
36	36

#### Total # Individuals

Sep	YTD
32	32