

AT A GLANCE: ACADEMIC YEAR 2017-2018

FEBRUARY 2018

The Center for Faculty Development (CFD) was established to facilitate career development of ALL MGH faculty. This umbrella organization addresses all aspects of faculty development, as well as specializing on the clinical faculty through the Office for Clinical Careers (OCC), the research community through the Office for Research Career Development (ORCD), Graduate Student Division (GSD) and Post Doctoral Division (PDD) and the women faculty through the Office for Women's Careers (OWC).

PROGRAMS AND INITIATIVES

February 2018: Programs by Office

		Attendance
CFD	How to Format Your HMS CV*	64**
	John T. Potts, Jr., MD Faculty Mentoring Award Presentation Luncheon	21
GSD	How to Survive your Graduate School	8
OCC	Making Connections to Get Ahead	23
ORCD	RCR Responsibilities of Scientific Peer Reviewers	60
ORCD, OWC	Academic Careers Mentored Lunch for Postdocs	30
PDD	How to Evaluate, Build, and Highlight Transferable Skills	32
	MGH ICE Club Industry Networking Event	25
	New Research Fellow Orientation	17
	Portraits and Networking CNY	31
Grand Total		311

*CME program

**Includes 15 individuals who viewed via live stream

Feb 2018 Initiatives

- Annual Career Conference (ACC) Reporting
- Advanced ESL Planning
- Gender Parity Initiatives

YTD: CV Assistance

In Queue:	8
In Process:	7
Complete:	28

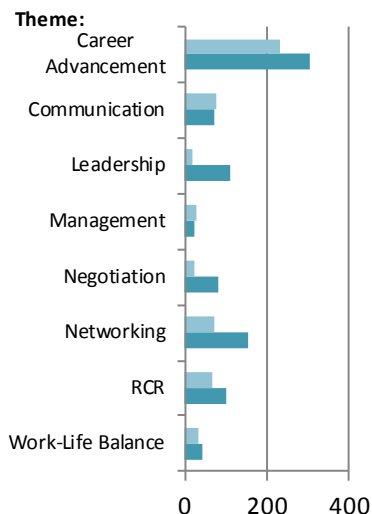
Programs

Feb	YTD
10	47

YTD: Program Attendance

Total	Men	Women	N/A
1542	546	893	81

- Sum of Men Attended
- Sum of Women Attended



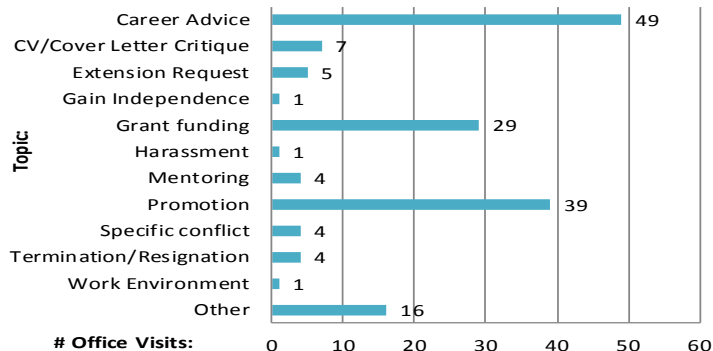
Program Evaluation Summary*

Question	Feb			YTD		
	Yes	No	N/A	Yes	No	N/A
Did program meet your expectations?	97%	2%	1%	96%	3%	1%
Think program will have impact on your professional life?	96%	3%	1%	92%	5%	3%
Did you ever attend one of our programs before?	61%	39%	1%	63%	31%	6%

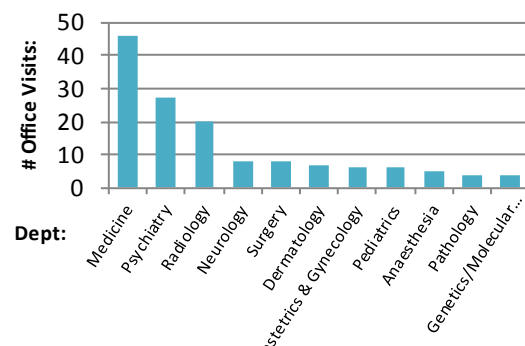
*Does not include MGPA programs or networking social events

OFFICE VISITS

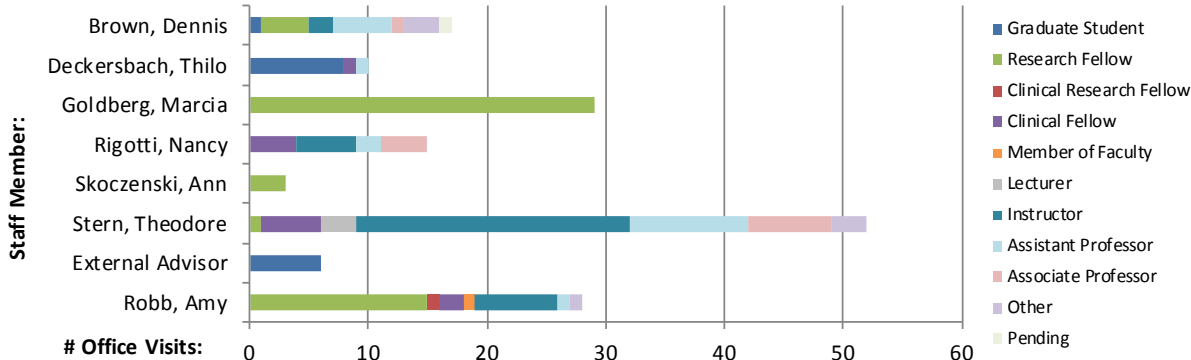
YTD: Topics Addressed



YTD: Top Ten Departments



YTD: Rank of Participants by CFD Staff Member



Total # Office Visits

Feb	YTD
20	160

Total # Individuals

Feb	YTD
19	142