

AT A GLANCE: ACADEMIC YEAR 2017-2018

SEPTEMBER 2017

The Center for Faculty Development (CFD) was established to facilitate career development of ALL MGH faculty. This umbrella organization addresses all aspects of faculty development, as well as specializing on the clinical faculty through the Office for Clinical Careers (OCC), the research community through the Office for Research Career Development (ORCD), Graduate Student Division (GSD) and Post Doctoral Division (PDD) and the women faculty through the Office for Women's Careers (OWC).

PROGRAMS AND INITIATIVES

September 2017: Programs by Office

		Attendance
CFD	Negotiation Essentials*	42
GSD	Fall Kickoff Graduate Student Social	23
GSD, PDD	Welcome to Boston: An overview of the life sciences eco system	39
OCC	Drafting Your Chief's Letter*	40
ORCD	Building Your Lab Team & Setting Expectations	49
OWC	Women in Medicine Celebration "Pushing Ourselves to Succeed"*	97**
PDD	Green Card Info Session	58
	New Research Fellow Orientation	12
	Post Doc Appreciation Ice Cream Social	67
Grand Total		427

*CME program

**Includes 14 individuals who viewed via live stream

Sep 2017 Initiatives

- Career Pathways for Postdocs
- ACC Automation
- Gender Parity Initiatives:
 - o Scholarly Writing Awards
 - o Advancing Careers Through Editing (ACTE)

YTD: CV Assistance

In Queue:	5
In Process:	9
Complete:	1

Programs

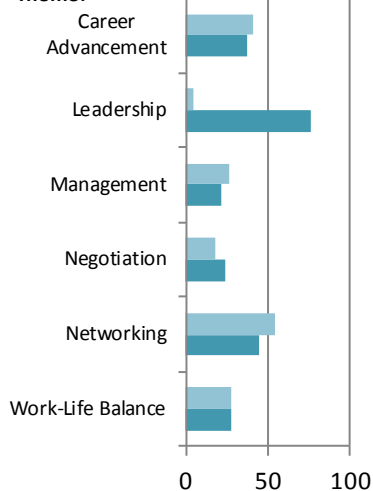
Sep	YTD
9	9

YTD: Program Attendance

Total	Men	Women	N/A
427	170	231	26

- Sum of Men Attended
- Sum of Women Attended

Theme:



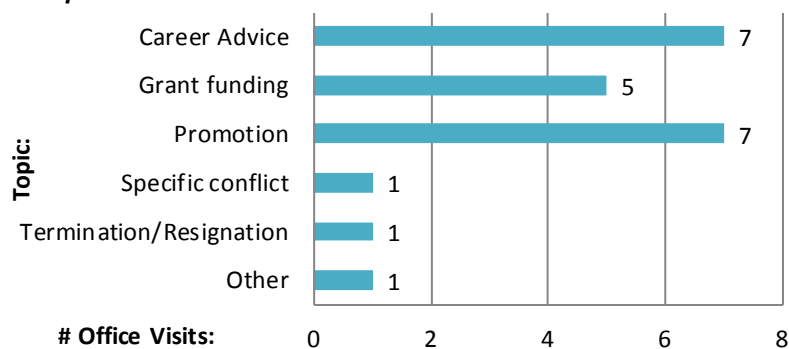
Program Evaluation Summary*

Question	Sep			YTD		
	Yes	No	N/A	Yes	No	N/A
Did program meet your expectations?	98%	1%	1%	98%	1%	1%
Think program will have impact on your professional life?	94%	3%	3%	94%	3%	3%
Did you ever attend one of our programs before?	69%	31%	0%	69%	31%	0%

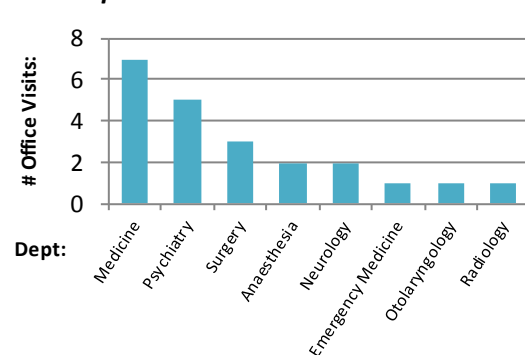
*Does not include MGPA programs or networking social events

OFFICE VISITS

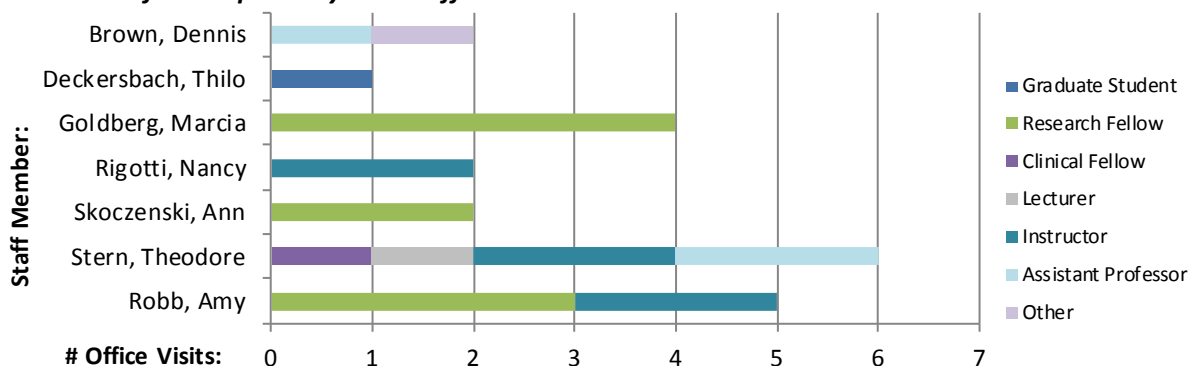
YTD: Topics Addressed



YTD: Departments



YTD: Rank of Participants by CFD Staff Member



Total # Office Visits

Sep	YTD
22	22

Total # Individuals

Sep	YTD
21	21