

The Center for Faculty Development (CFD) was established to facilitate career development of ALL MGH faculty. This umbrella organization addresses all aspects of faculty development, as well as specializing on the clinical faculty through the Office for Clinical Careers (OCC), the research community through the Office for Research Career Development (ORCD), Graduate Student Division (GSD) and Post Doctoral Division (PDD) and the women faculty through the Office for Women's Careers (OWC).

### PROGRAMS AND INITIATIVES

#### June 2017: Programs by Office

		Attendance
CFD	ACAS: Clinical Expertise and Innovation & Teaching and Educational Leadership*	19
	ACAS: Crafting Your CV Narrative*	32
	ACAS: Instructor to Assistant Professor*	50
	ACAS: Investigation*	25
GSD	MGH Graduate Student Lunch Seminar	24
	MGH Principal Investigator Mentoring Award Luncheon	11
MGPA	ICE Club Resume Clinic	33
	MGPA Summer Outdoor Workout	10
ORCD	New Research Fellow Orientation Lunch	15
	NIAI Session 6: Growing Your Lab & Next Steps for Future Funding	20
	RCR: Research Integrity & Data Management	73
OWC	Annual Clafin Scholars Luncheon	40
<b>Grand Total</b>		<b>352</b>

\*CME program

#### June 2017 Initiatives

- ACC Automation
- Internal Promotion Tracking System
- PDD Outreach
- Gender Parity Initiatives:
  - o Scholarly Writing Awards
  - o Advancing Careers Through Editing (ACTE)

#### YTD: CV Assistance

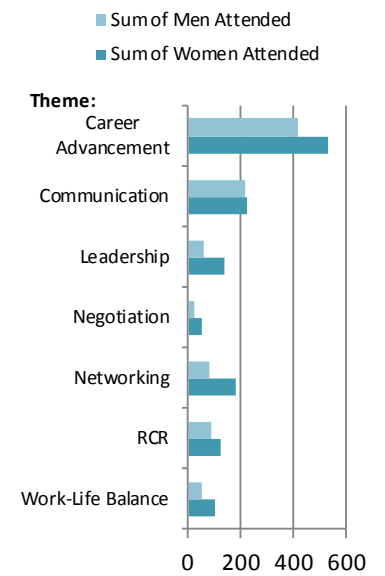
In Queue:	8
In Process:	12
Complete:	56

#### # Programs

Jun	YTD
12	92

#### YTD: Program Attendance

Total	Men	Women	N/A
3092	936	1357	799



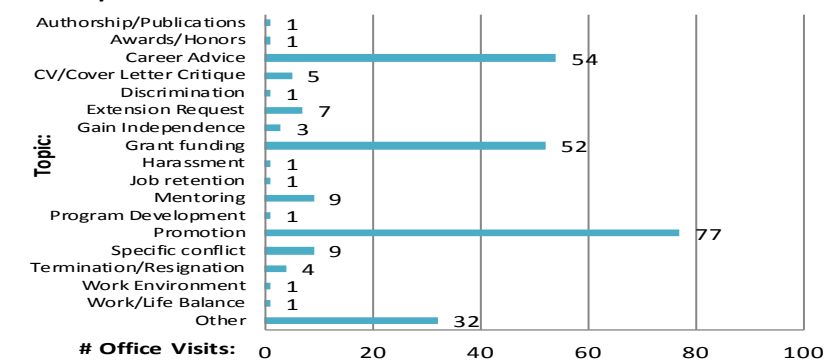
#### Program Evaluation Summary\*

Question	Jun			YTD		
	Yes	No	N/A	Yes	No	N/A
Did program meet your expectations?	96%	1%	3%	95%	4%	1%
Think program will have impact on your professional life?	95%	3%	3%	91%	8%	2%
Did you ever attend one of our programs before?	63%	24%	13%	59%	34%	7%

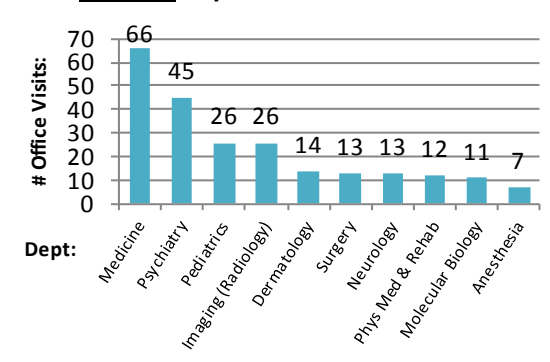
\*Does not include MGPA programs or networking social events

### OFFICE VISITS

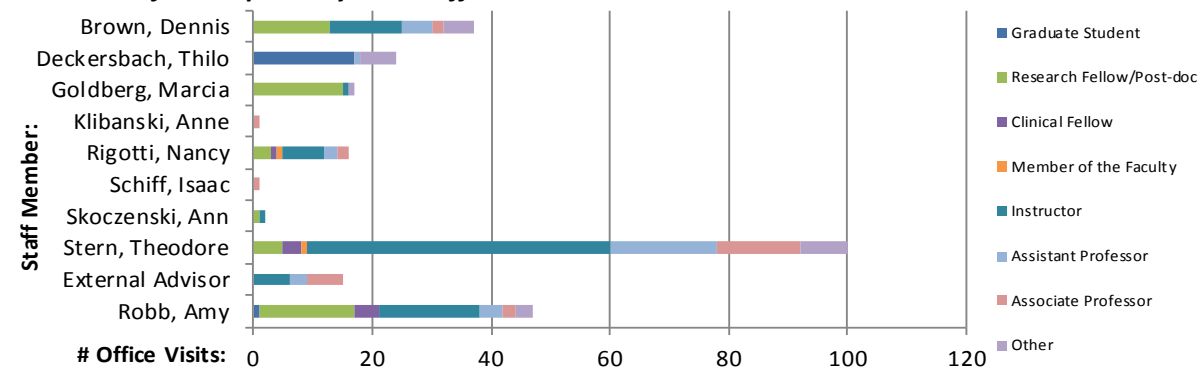
#### YTD: Topics Addressed



#### YTD: Top Ten Departments



#### YTD: Rank of Participants by CFD Staff Member



Total # Office Visits	
Jun	YTD
23	260

Total # Individuals	
Jun	YTD
22	231