



AT A GLANCE: ACADEMIC YEAR 2016-2017

MAY 2017

The Center for Faculty Development (CFD) was established to facilitate career development of ALL MGH faculty. This umbrella organization addresses all aspects of faculty development, as well as specializing on the clinical faculty through the Office for Clinical Careers (OCC), the research community through the Office for Research Career Development (ORCD), Graduate Student Division (GSD) and Post Doctoral Division (PDD) and the women faculty through the Office for Women's Careers (OWC).

PROGRAMS AND INITIATIVES

May 2017: Programs by Office

		Attendance
CFD	9th Annual Nancy J. Tarbell, MD, Faculty Development Month Lectureship Series*	159**
GSD	How to Identify Fellowships and Other Funding Opportunities	25
MGPA	The US Medical Residency: How to Get Matched	56
ORCD	English as a Second Language (ESL) for Researchers - Spring 2017 session	82
	New Research Fellow Orientation Lunch	15
	NAI Session 3: Building Your Lab Part II - Managing Lab Logistics: Budget, Facilities, and Equipment Sharing	18
	NAI Session 5: Communication & Conflict Management	19
ORCD/PDD	Research Fellow Poster Celebration	86
OWC	Meet & Greet Faculty Networking Breakfast	10
Grand Total		311

*CME program

**Includes 83 individuals who viewed via live stream

May 2017 Initiatives

- PDD Outreach:
 - o Focus groups
 - o Survey
- Gender Parity Initiatives:
 - o Scholarly Writing Awards
 - o Advancing Careers Through Editing (ACTE)

YTD: CV Assistance

In Queue:	6
In Process:	11
Complete:	46

Programs

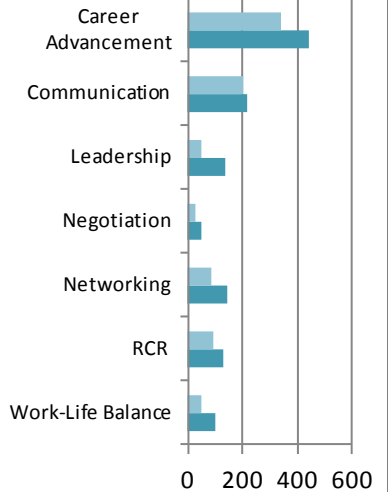
	May	YTD
	9	78

YTD: Program Attendance

Total	Men	Women	N/A
2669	845	1213	611

- Sum of Men Attended
- Sum of Women Attended

Theme:



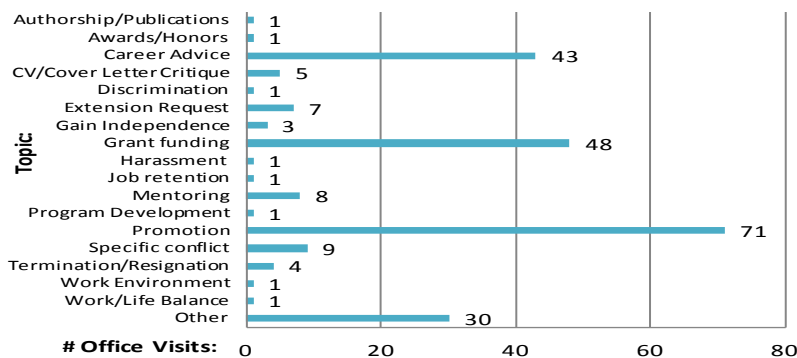
Program Evaluation Summary*

Question	May			YTD		
	Yes	No	N/A	Yes	No	N/A
Did program meet your expectations?	95%	4%	1%	95%	5%	1%
Think program will have impact on your professional life?	90%	8%	2%	90%	9%	1%
Did you ever attend one of our programs before?	54%	26%	20%	59%	35%	6%

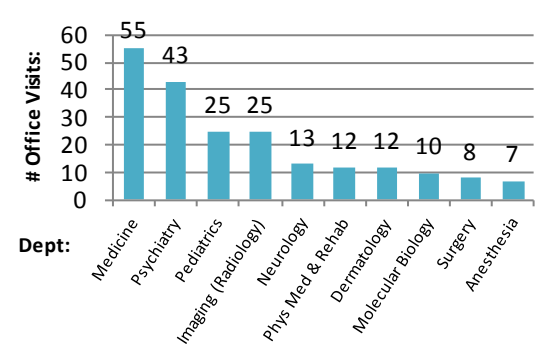
*Does not include MGPA programs or networking social events

OFFICE VISITS

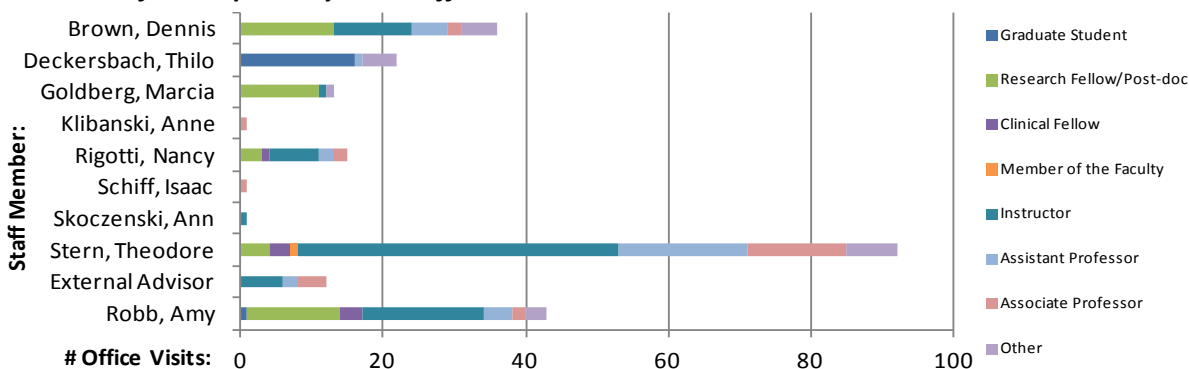
YTD: Topics Addressed



YTD: Top Ten Departments



YTD: Rank of Participants by CFD Staff Member



Total # Office Visits

May	YTD
26	236

Total # Individuals

May	YTD
25	213