

AT A GLANCE: ACADEMIC YEAR 2016-2017

NOVEMBER 2016

The Center for Faculty Development (CFD) was established to facilitate career development of ALL MGH faculty. This umbrella organization addresses all aspects of faculty development, as well as specializing on the clinical faculty through the Office for Clinical Careers (OCC), the research community through the Office for Research Career Development (ORCD) and Graduate Student Division (GSD) and the women faculty through the Office for Women's Careers (OWC).

PROGRAMS AND INITIATIVES

November 2016: Programs by Office

Attendance

| | | |
|--------------------|--|------------|
| CFD | Making the Most of Your MGH/MGPO Benefits | 25 |
| GSD | Looking Your Best on Paper: Bldg a CV or Resume | 30 |
| | Simches Graduate Student Social Cookie Hour | 30 |
| OCC | Crafting Your CV Narrative* | 18 |
| ORCD | New Research Fellow Orientation Lunch | 17 |
| | Responsible Mentorship | 49 |
| OWC | Meet & Greet Faculty Networking Reception | 10 |
| ORCD/MGPA | Elevate Your Science: A Research and Presentation Skills Symposium | 53 |
| Grand Total | | 232 |

*CME program

November 2016: Initiatives

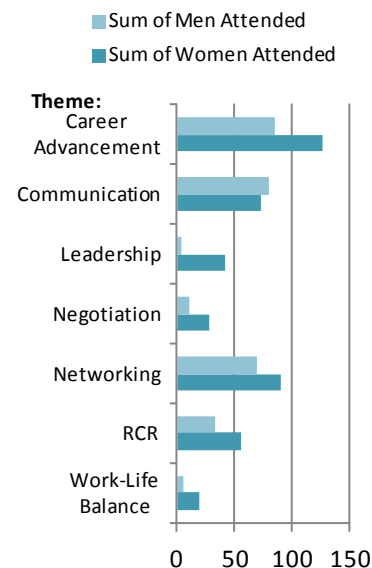
- Post Doctoral Division
- Career Pathways Internship Program
- Potts' Mentoring Award
- English as a Second Language program

Programs

| Nov | YTD |
|-----|-----|
| 8 | 25 |

YTD: Program Attendance

| Total | Men | Women | N/A |
|-------|-----|-------|-----|
| 894 | 287 | 431 | 176 |



Program Evaluation Summary*

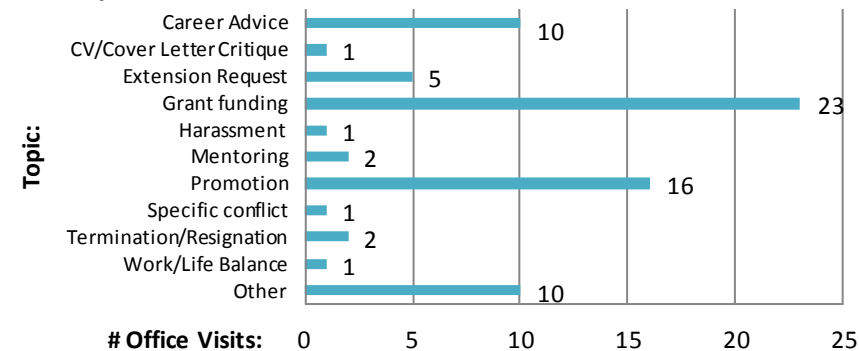
| Question | Nov | | | YTD | | |
|---|-----|-----|-------|-----|-----|-------|
| | Yes | No | N/A** | Yes | No | N/A** |
| Did program meet your expectations? | 95% | 3% | 2% | 93% | 6% | 1% |
| Think program will have impact on your professional life? | 86% | 11% | 3% | 89% | 10% | 1% |
| Did you ever attend one of our programs before? | 67% | 32% | 1% | 58% | 41% | 1% |

*Does not include MGPA programs or networking social events

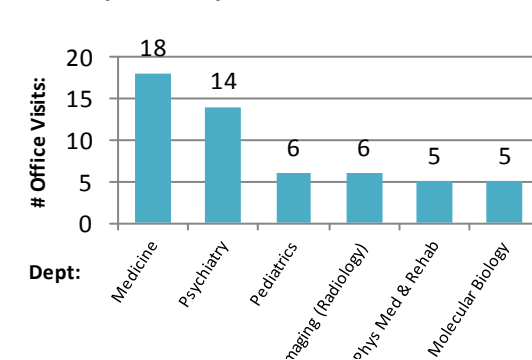
**No Answer: Participant did not answer question

OFFICE VISITS

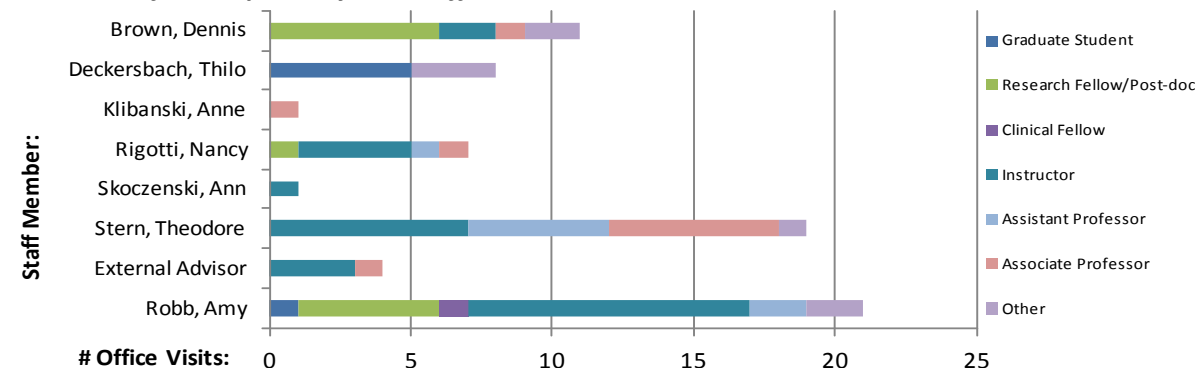
YTD: Topics Addressed



YTD: Top Five Departments



YTD: Rank of Participants by CFD Staff Member



Total # Office Visits

| Nov | YTD |
|-----|-----|
| 18 | 72 |

Total # Individuals

| Nov | YTD |
|-----|-----|
| 17 | 69 |