

# AT A GLANCE: ACADEMIC YEAR 2015-2016

## DECEMBER 2015

The Center for Faculty Development (CFD) was established to facilitate career development of ALL MGH faculty. This umbrella organization addresses all aspects of faculty development, as well as specializing on the clinical faculty through the Office for Clinical Careers (OCC), the research community through the Office for Research Career Development (ORCD) and Graduate Student Division and the women faculty through the Office for Women's Careers (OWC).

### PROGRAMS AND INITIATIVES

#### December 2015: Programs by Office

|                    |   | Attendance |
|--------------------|---|------------|
| ☐ GSD              | How to Stay on Track with Your PhD                            | 40         |
| ☐ OCC/CFD          | Scholarly Writing Seminar Series I*                           | 31         |
|                    | Scholarly Writing Seminar Series II*                          | 20         |
| ☐ ORCD             | Information Session: Career Pathways for Postdocs (CPP) Pilot | 28         |
|                    | New Research Fellow Orientation Lunch                         | 13         |
|                    | Responsible Authorship  | 49         |
| ☐ ORCD/MGPA        | MGPA Pub Night  | 29         |
|                    | Using Social Media for You Job Search                         | 27         |
| <b>Grand Total</b> |   | <b>237</b> |

\*CME program

#### December 2015: Initiatives

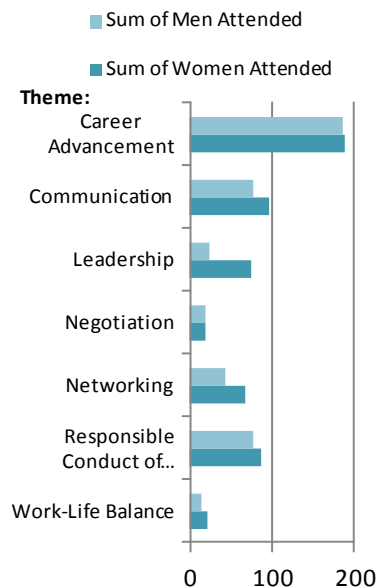
- Potts Faculty Mentoring Award
- ACC Automation
- Career Pathways for Postdocs (CPP) Internship Pilot Program
- Hospital Medicine Unit Mentoring Program

#### # Programs

| Dec | YTD |
|-----|-----|
| 8   | 35  |

#### YTD: Program Attendance

| Total | Men | Women | N/A |
|-------|-----|-------|-----|
| 1205  | 442 | 550   | 213 |



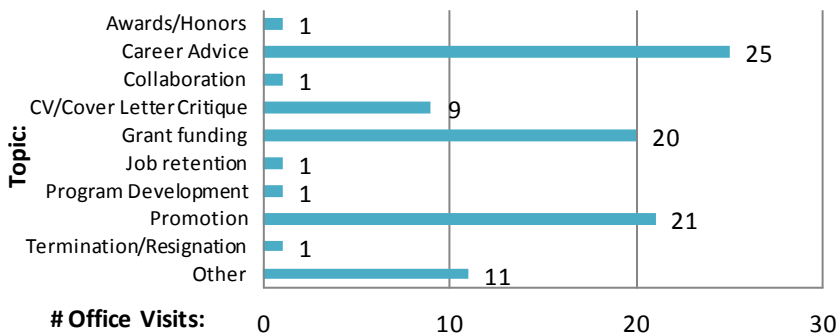
#### YTD: Program Evaluation Summary\*

| Question  | Dec |     |     | YTD |     |     |
|---|-----|-----|-----|-----|-----|-----|
|   | Yes | No  | N/A | Yes | No  | N/A |
| Did program meet your expectations?                       | 96% | 3%  | 1%  | 97% | 2%  | 1%  |
| Think program will have impact on your professional life? | 93% | 6%  | 1%  | 92% | 6%  | 1%  |
| Did you ever attend one of our programs before?           | 75% | 24% | 1%  | 54% | 33% | 13% |

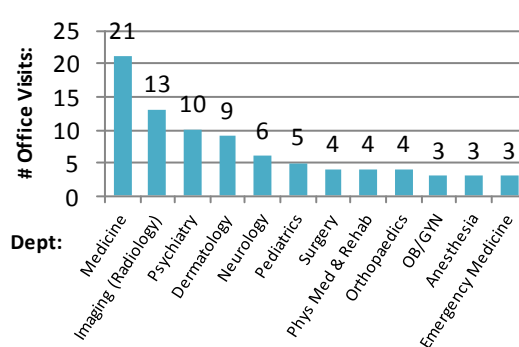
\*Does not include networking social events

### OFFICE VISITS

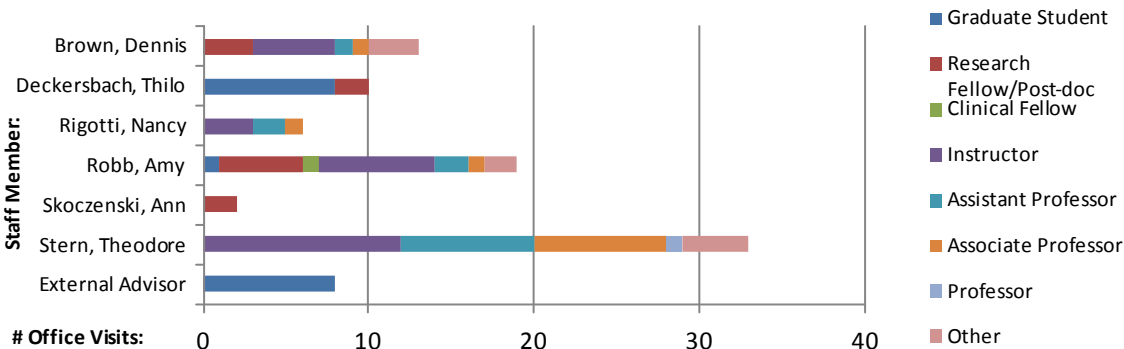
#### YTD: Topics Addressed



#### YTD: Top Ten Departments



#### YTD: Rank of Participants by CFD Staff Member



#### Total # Office Visits

| Dec | YTD |
|-----|-----|
| 14  | 91  |

#### Total # Individuals

| Dec | YTD |
|-----|-----|
| 14  | 86  |