

AT A GLANCE: ACADEMIC YEAR 2015-2016

OCTOBER 2015

The Center for Faculty Development (CFD) was established to facilitate career development of ALL MGH faculty. This umbrella organization addresses all aspects of faculty development, as well as specializing on the clinical faculty through the Office for Clinical Careers (OCC), the research community through the Office for Research Career Development (ORCD) and Graduate Student Division and the women faculty through the Office for Women's Careers (OWC).

PROGRAMS AND INITIATIVES

October 2015: Programs by Office

| | | Attendance |
|--------------------|---|------------|
| CFD | MGH New Faculty Orientation | 75 |
| GSD | How to Write a Successful National Science Foundation(NSF)Grant | 15 |
| | Overview of Career Opportunities in the Life Science Sector | 27 |
| MGPA | MGPA Pub Night | 32 |
| OCC | Crafting Your CV Narrative* | 16 |
| ORCD | The Lab: Avoiding Research Misconduct | 31 |
| ORCD/ MGPA | ICE Club Networking Pub Night | 35 |
| | Panel Discussion: The Academic Job Search | 54 |
| | Presentation Skills Workshop | 13 |
| OWC | Preventing Back to School Stress with Mind/Body Techniques | 11 |
| Grand Total | | 309 |

*CME program

October 2015: Initiatives

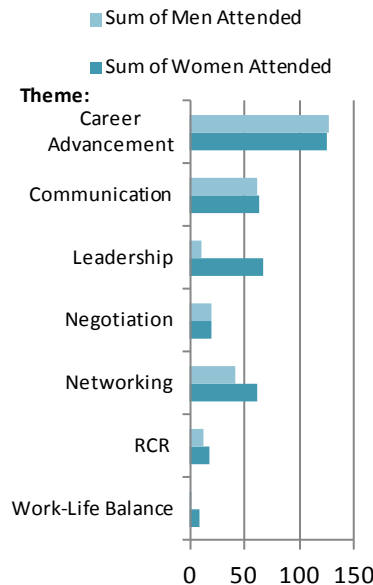
- ACC Automation
- Career Pathways for Postdocs (CPP) Internship Pilot Program
- Hospital Medicine Unit Mentoring Program

Programs

| Oct | YTD |
|-----|-----|
| 10 | 20 |

YTD: Program Attendance

| Total | Men | Women | N/A |
|-------|-----|-------|-----|
| 779 | 273 | 362 | 144 |



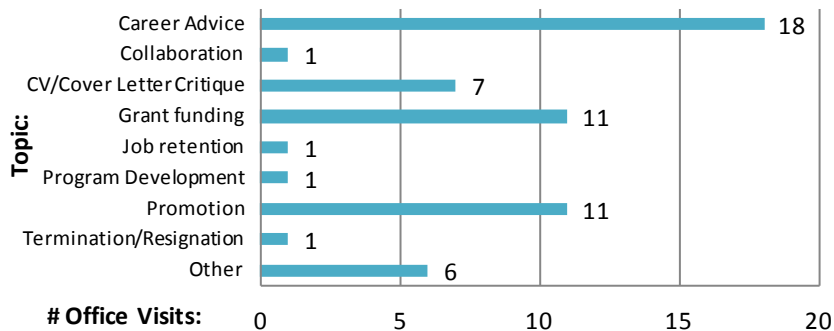
YTD: Program Evaluation Summary*

| Question | Oct | | | YTD | | |
|---|-----|-----|-----|-----|-----|-----|
| | Yes | No | N/A | Yes | No | N/A |
| Did program meet your expectations? | 95% | 3% | 1% | 97% | 2% | 1% |
| Think program will have impact on your professional life? | 90% | 9% | 1% | 92% | 6% | 2% |
| Did you ever attend one of our programs before? | 51% | 43% | 6% | 52% | 40% | 8% |

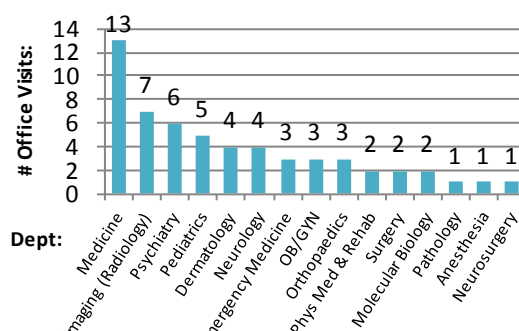
*Does not include networking social events

OFFICE VISITS

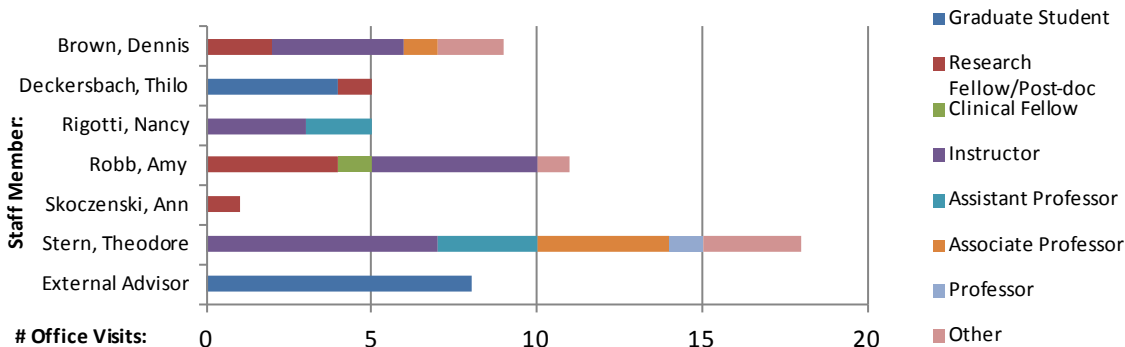
YTD: Topics Addressed



YTD: Departments



YTD: Rank of Participants by CFD Staff Member



Total # Office Visits

| Oct | YTD |
|-----|-----|
| 23 | 57 |

Total # Individuals

| Oct | YTD |
|-----|-----|
| 22 | 53 |