

# AT A GLANCE: ACADEMIC YEAR 2015-2016

## SEPTEMBER 2015

The Center for Faculty Development (CFD) was established to facilitate career development of ALL MGH faculty. This umbrella organization addresses all aspects of faculty development, as well as specializing on the clinical faculty through the Office for Clinical Careers (OCC), the research community through the Office for Research Career Development (ORCD) and Graduate Student Division and the women faculty through the Office for Women's Careers (OWC).

### PROGRAMS AND INITIATIVES

#### September 2015: Programs by Office

		Attendance
CFD	Negotiation Essentials*	38
GSD	Fall Kickoff Graduate Student Social	27
MGPA	MGPA ICE Club: The Industry Job Interview	46
ORCD	English as a Second Language (ESL) for Researchers - Fall 2015 session	95
	MGH ECOR Fellowships for Postdocs: How to Write a Competitive Application	56
	Postdoc Appreciation Ice Cream Social	53
ORCD/MGPA	International MDs: Medical Residency Mock Interview Session	35
OWC	MGPA Pub Night	22
	Meet and Greet Faculty Networking Lunch with Kate Treadway	21
	Women in Medicine Month Celebration: Reflections on Women and the Grammar of Leadership*	77
<b>Grand Total</b>		<b>470</b>

\*CME program

#### September 2015: Initiatives

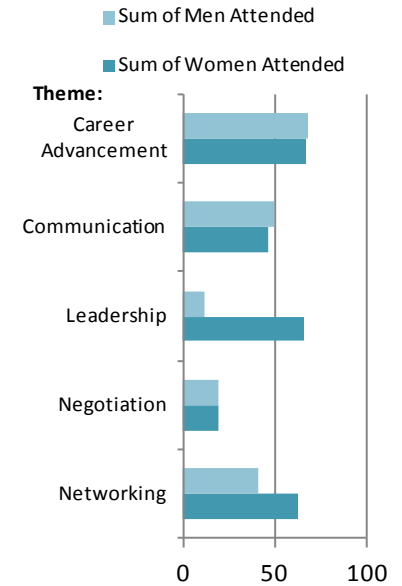
- ACC Automation
- Career Pathways for Postdocs (CPP) Internship Pilot Program
- Hospital Medicine Unit Mentoring Program

#### # Programs

Sep	YTD
10	10

#### YTD: Program Attendance

Total	Men	Women	N/A
470	188	260	22



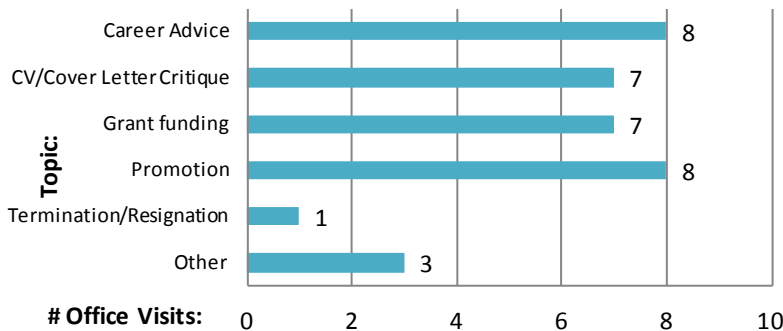
#### YTD: Program Evaluation Summary\*

Question	Sep			YTD		
	Yes	No	N/A	Yes	No	N/A
Did program meet your expectations?	99%	0%	1%	99%	0%	1%
Think program will have impact on your professional life?	94%	4%	2%	94%	4%	2%
Did you ever attend one of our programs before?	53%	38%	10%	53%	38%	10%

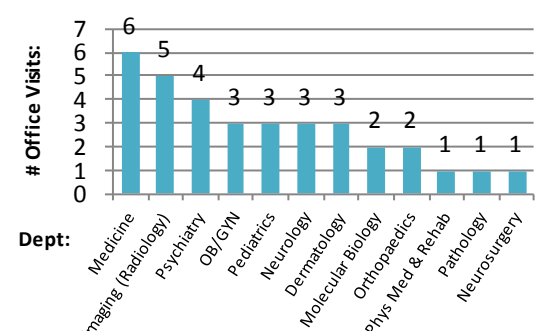
\*Does not include networking social events or ESL for Researchers

### OFFICE VISITS

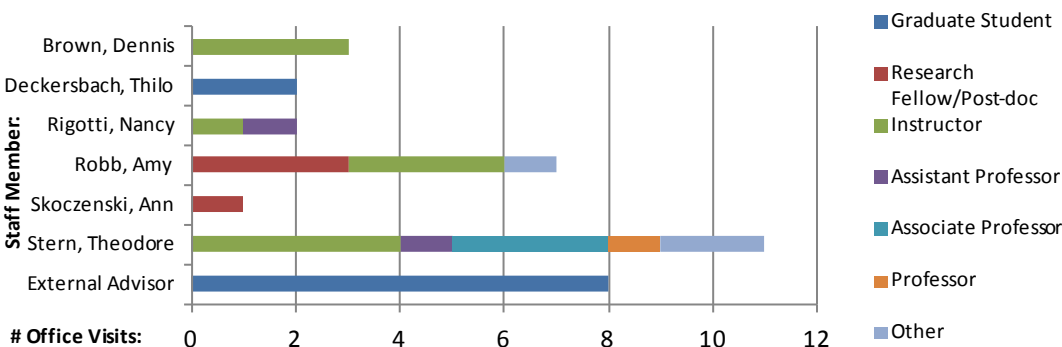
#### YTD: Topics Addressed



#### YTD: Departments



#### YTD: Rank of Participants by CFD Staff Member



#### Total # Office Visits

Sep	YTD
34	34

#### Total # Individuals

Sep	YTD
33	33